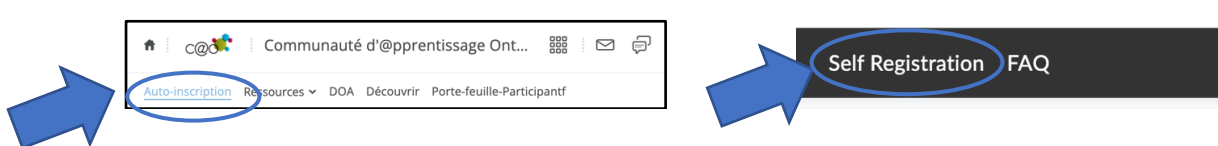


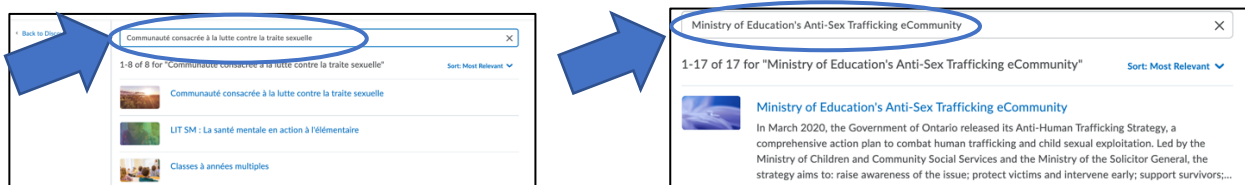
Self-Registration Steps to Access with a course within e-community:

Once you have an account and are logged into <https://community.elearningontario.ca> but do not see the **Ministry of Education's Anti-Sex Trafficking eCommunity** or **Communauté consacrée à la lutte contre la traite sexuelle** course available to you, complete the following steps:

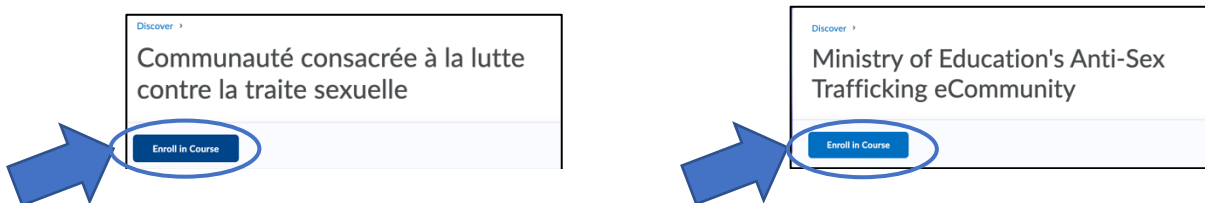
1. Access the **"Auto-inscription"** or **"Self Registration"** at the top of the navigation bar:



2. Use the search box at the top to provide the community name and select it from the list. (**Communauté consacrée à la lutte contre la traite sexuelle** or **Ministry of Education's Anti-Sex Trafficking eCommunity**)



3. Select **"Enroll in Course"**



4. Follow the prompts to open the course:

